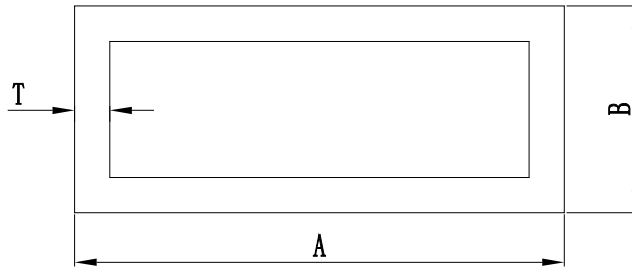


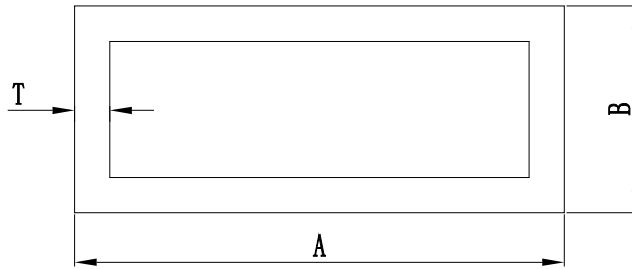
序号	产品型号	尺寸(mm)			线密度(kg/m)	序号	产品型号	尺寸(mm)			线密度(kg/m)
		A	B	T				A	B	T	
1	JP-F100914	10.0	9.0	1.4	0.122	36	JP-F343412	34.0	34.0	1.2	0.425
2	JP-F150910	15.0	9.0	1.0	0.118	37	JP-F343414A	34.0	34.0	1.4	0.493
3	JP-F180910	18.0	9.0	1.0	0.135	38	JP-F343420	34.0	34.0	2.0	0.694
4	JP-F181310	18.0	13.0	1.0	0.157	39	JP-F343414	34.4	34.4	1.4	0.499
5	JP-F181810	18.0	18.0	1.0	0.184	40	JP-F352010	35.0	20.0	1.0	0.286
6	JP-F191906	19.0	19.0	0.6	0.119	41	JP-F352013	35.0	20.0	1.3	0.369
7	JP-F201015	20.0	10.0	1.5	0.220	42	JP-F353514	35.0	35.0	1.4	0.506
8	JP-F201520SG	20.0	15.0	2.0	0.335	43	JP-F353520	35.0	35.0	2.0	0.713
9	JP-F202010	20.0	20.0	1.0	0.206	44	JP-F382510	38.0	25.0	1.0	0.329
10	JP-F202015	20.0	20.0	1.5	0.300	45	JP-F382512	38.0	25.0	1.2	0.393
11	JP-F202020SG	20.0	20.0	2.0	0.389	46	JP-F382514	38.0	25.0	1.4	0.455
12	JP-F221510	22.0	15.0	1.0	0.189	47	JP-F382515	38.0	25.0	1.5	0.486
13	JP-F252008	25.0	20.0	0.8	0.188	48	JP-F383512	38.0	35.0	1.2	0.457
14	JP-F252020	25.0	20.0	2.0	0.443	49	JP-F383809	38.0	38.0	0.9	0.361
15	JP-F252508	25.0	25.0	0.8	0.210	50	JP-F383811	38.0	38.0	1.1	0.438
16	JP-F252510	25.0	25.0	1.0	0.259	51	JP-F383812	38.0	38.0	1.2	0.477
17	JP-F252512	25.0	25.0	1.2	0.308	52	JP-F402012	40.0	20.0	1.2	0.373
18	JP-F252515	25.0	25.0	1.5	0.382	53	JP-F402020	40.0	20.0	2.0	0.605
19	JP-F252520	25.0	25.0	2.0	0.497	54	JP-F402030	40.0	20.0	3.0	0.875
20	JP-F281510	28.0	15.0	1.0	0.222	55	JP-F402512	40.0	25.0	1.2	0.405
21	JP-F301008	30.0	10.0	0.8	0.166	56	JP-F403020	40.0	30.0	2.0	0.715
22	JP-F302008	30.0	20.0	0.8	0.209	57	JP-F403030	40.0	30.0	3.0	1.037
23	JP-F302011	30.0	20.0	1.1	0.284	58	JP-F404012	40.0	40.0	1.2	0.502
24	JP-F302012	30.0	20.0	1.2	0.308	59	JP-F404015	40.0	40.0	1.5	0.624
25	JP-F302015	30.0	20.0	1.5	0.381	60	JP-F404020	40.0	40.0	2.0	0.821
26	JP-F302020	30.0	20.0	2.0	0.497	61	JP-F404025	40.0	40.0	2.5	1.013
27	JP-F302030	30.0	20.0	3.0	0.716	62	JP-F404030	40.0	40.0	3.0	1.199
28	JP-F302510	30.0	25.0	1.0	0.286	63	JP-F404040	40.0	40.0	4.0	1.555
29	JP-F303012	30.0	30.0	1.2	0.373	64	JP-F401420A	40.5	14.5	2.0	0.551
30	JP-F303020SG	30.0	30.0	2.0	0.605	65	JP-F401625SG	40.5	15.5	2.5/2.0	0.658
31	JP-F303030	30.0	30.0	3.0	0.878	66	JP-F413514	41.0	35.0	1.4	0.553
32	JP-F321510	32.0	15.0	1.0	0.243	67	JP-F442512A	44.0	24.7	1.2	0.430
33	JP-F322710	32.0	27.0	1.0	0.308	68	JP-F454514	45.0	45.0	1.4	0.660
34	JP-F341512	34.0	15.0	1.2	0.301	69	JP-F492018A	49.0	19.5	1.8	0.631
35	JP-F341514	34.0	15.0	1.4	0.349	70	JP-F502010	50.0	20.0	1.0	0.367

\*图中所有型材米重均为理论米重, 厚度为基材厚度, 因壁厚公差、包装方式等差异存在误差, 实际重量以过磅重量为准。



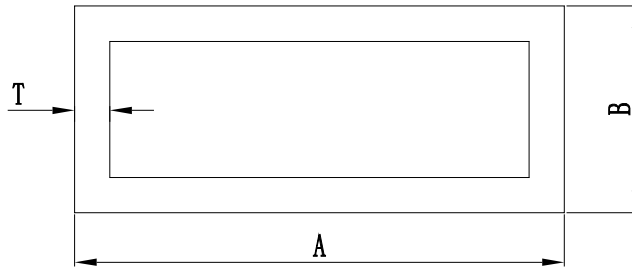
序号	产品型号	尺寸(mm)			线密度(kg/m)	序号	产品型号	尺寸(mm)			线密度(kg/m)
		A	B	T				A	B	T	
71	JP-F502020	50.0	20.0	2.0	0.713	106	JP-F606040	60.0	60.0	4.0	2.419
72	JP-F502510	50.0	25.0	1.0	0.394	107	JP-F642508	64.0	25.0	0.8	0.378
73	JP-F502512	50.0	25.0	1.2	0.470	108	JP-F642510	64.0	25.0	1.0	0.470
74	JP-F502514	50.0	25.0	1.4	0.546	109	JP-F651710	65.0	17.0	1.0	0.432
75	JP-F502520	50.0	25.0	2.0	0.770	110	JP-F653810	65.0	38.0	1.0	0.545
76	JP-F503015	50.0	30.0	1.5	0.626	111	JP-F654020	65.0	40.0	2.0	1.091
77	JP-F503014	50.0	30.0	1.4	0.584	112	JP-F654030	65.0	40.0	3.0	1.604
78	JP-F503020	50.0	30.0	2.0	0.821	113	JP-F674410	67.0	44.0	1.0	0.589
79	JP-F503030	50.0	30.0	3.0	1.199	114	JP-F683808	68.0	38.0	0.8	0.451
80	JP-F503330	50.0	33.0	3.0	1.247	115	JP-F207020	70.0	20.0	2.0	0.929
81	JP-F504010	50.0	40.0	1.0	0.475	116	JP-F703520	70.0	35.0	2.0	1.091
82	JP-F504030	50.0	40.0	3.0	1.366	117	JP-SJZXC36	70.0	40.0	3.0	1.685
83	JP-F505012	50.0	50.0	1.2	0.632	118	JP-F705030	70.0	50.0	3.0	1.847
84	JP-F505014	50.0	50.0	1.4	0.734	119	JP-F707020	70.0	70.0	2.0	1.469
85	JP-F505020	50.0	50.0	2.0	1.037	120	JP-F707030	70.0	70.0	3.0	2.171
86	JP-F505030A	50.0	50.0	3.0	1.528	121	JP-F755812	75.0	57.5	1.2	0.843
87	JP-F505040	50.0	50.0	4.0	1.995	122	JP-F762506	76.0	25.0	0.6	0.323
88	JP-F522112	51.5	21.0	1.2	0.454	123	JP-F762508	76.0	25.0	0.8	0.429
89	JP-F573512	57.5	35.0	1.2	0.584	124	JP-F762510	76.0	25.0	1.0	0.535
90	JP-F602514	60.0	25.0	1.4	0.621	125	JP-F762512	76.0	25.0	1.2	0.639
91	JP-F603013	60.0	30.0	1.3	0.614	126	JP-F764012	76.0	40.0	1.2	0.736
92	JP-F603014	60.0	30.0	1.4	0.659	127	JP-F764408	76.0	44.0	0.8	0.511
93	JP-F603020SG	60.0	30.0	2.0	0.929	128	JP-F764410	76.0	44.0	1.0	0.637
94	JP-F603030SG	60.0	30.0	3.0	1.361	129	JP-F764412	76.0	44.0	1.2	0.762
95	JP-F604020	60.0	40.0	2.0	1.037	130	JP-F764414	76.0	44.0	1.4	0.886
96	JP-F604030	60.0	40.0	3.0	1.523	131	JP-F764415	76.0	44.0	1.5	0.948
97	JP-F604040	60.0	40.0	4.0	1.987	132	JP-NF002	80.0	15.0	0.7	0.354
98	JP-CYSG0114	60.0	40.0	5.0	2.439	133	JP-F802020	80.0	20.0	2.0	1.041
99	JP-F604520	60.0	45.0	2.0	1.091	134	JP-F8025-12	80.0	25.0	1.2	0.665
100	JP-F605010	60.0	50.0	1.0	0.583	135	JP-F802514	80.0	25.0	1.4	0.773
101	JP-F606012	60.0	60.0	1.2	0.762	136	JP-F804020	80.0	40.0	2.0	1.258
102	JP-F606013	60.0	60.0	1.3	0.824	137	JP-F804030	80.0	40.0	3.0	1.847
103	JP-F606015	60.0	60.0	1.5	0.948	138	JP-F804040	80.0	40.0	4.0	2.429
104	JP-F606020	60.0	60.0	2.0	1.250	139	JP-F804414	80.0	44.0	1.4	0.916
105	JP-F606030	60.0	60.0	3.0	1.847	140	JP-F804420	80.0	44.0	2.0	1.296

\*图中所有型材米重均为理论米重, 厚度为基材厚度, 因壁厚公差、包装方式等差异存在误差, 实际重量以过磅重量为准。

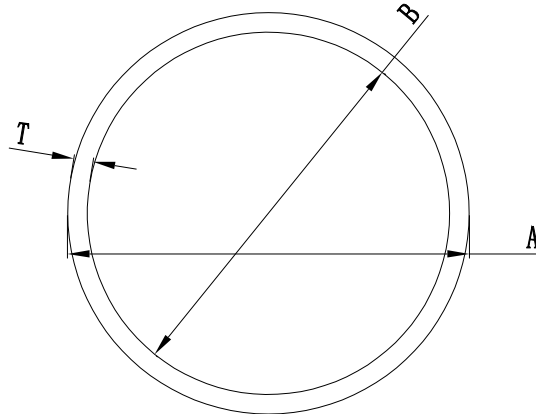


序号	产品型号	尺寸(mm)			线密度(kg/m)	序号	产品型号	尺寸(mm)			线密度(kg/m)
		A	B	T				A	B	T	
141	JP-F805020	80.0	50.0	2.0	1.361	176	JP-F1005015	100.0	50.0	1.5	1.191
142	JP-F805030	80.0	50.0	3.0	2.009	177	JP-F1005020	100.0	50.0	2.0	1.577
143	JP-F805040	80.0	50.0	4.0	2.645	178	JP-F1005040	100.0	50.0	4.0	3.079
144	JP-F806020	80.0	60.0	2.0	1.469	179	JP-F1006020	100.0	60.0	2.0	1.685
145	JP-F806030	80.0	60.0	3.0	2.171	180	JP-F1006025	100.0	60.0	2.5	2.093
146	JP-F808014	80.0	80.0	1.4	1.188	181	JP-F1006520	100.0	65.0	2.0	1.739
147	JP-F808020	80.0	80.0	2.0	1.685	182	JP-F10010014	100.0	100.0	1.4	1.490
148	JP-F808030	80.0	80.0	3.0	2.504	183	JP-F10010015	100.0	100.0	1.5	1.596
149	JP-F808040	80.0	80.0	4.0	3.283	184	JP-F10010020	100.0	100.0	2.0	2.117
150	JP-F808050	80.0	80.0	5.0	4.050	185	JP-F10010025	100.0	100.0	2.5	2.632
151	JP-F842210	84.0	22.0	1.0	0.562	186	JP-F10010030	100.0	100.0	3.0	3.143
152	JP-F852512	85.0	25.0	1.2	0.697	187	JP-F10010040	100.0	100.0	4.0	4.163
153	JP-F852514	85.0	25.0	1.4	0.810	188	JP-F1136530	113.0	65.0	3.0	2.786
154	JP-F878715	86.8	86.8	1.5	1.382	189	JP-F1202018	120.0	20.0	1.8	1.326
155	JP-F882512	88.0	25.0	1.2	0.717	190	JP-F1204513	120.0	45.0	1.3	1.140
156	JP-F884412	88.0	44.0	1.2	0.840	191	JP-F1206020	120.0	60.0	2.0	1.900
157	JP-F888814	88.0	88.0	1.4	1.309	192	JP-F1206030	120.0	60.0	3.0	2.819
158	JP-F903020	90.0	30.0	2.0	1.253	193	JP-F1207020	120.0	70.0	2.0	2.009
159	JP-F509030	90.0	50.0	3.0	2.170	194	JP-F12012020	120.0	120.0	2.0	2.549
160	JP-F941512	94.0	15.0	1.2	0.691	195	JP-F12012030	120.0	120.0	3.0	3.791
161	JP-F1001514	100.0	15.0	1.4	0.848	196	JP-F1286820	128.0	68.0	2.0	2.074
162	JP-F1002020	100.0	20.0	2.0	1.253	197	JP-F1305040	130.0	50.0	4.0	3.715
163	JP-F1002512	100.0	25.0	1.2	0.794	198	JP-F13010020	130.0	100.0	2.0	2.441
164	JP-F1002517	100.0	25.0	1.7	1.116	199	JP-F1406030	140.0	60.0	3.0	3.140
165	JP-F1002520	100.0	25.0	2.0	1.307	200	JP-F1503015	150.0	30.0	1.5	1.439
166	JP-F1004030	100.0	40.0	3.0	2.171	201	JP-F1505020	150.0	50.0	2.0	2.120
167	JP-F1004040	100.0	40.0	4.0	2.862	202	JP-F1505030	150.0	50.0	3.0	3.154
168	JP-F1004410	100.0	44.0	1.0	0.767	203	JP-F1505040	150.0	50.0	4.0	4.163
169	JP-F1004412	100.0	44.0	1.2	0.918	204	JP-F1506020	150.0	60.0	2.0	2.225
170	JP-F1004414	100.0	44.0	1.4	1.067	205	JP-F1507520	150.0	75.0	2.0	2.390
171	JP-F1004415	100.0	44.0	1.5	1.140	206	JP-F15010028	150.0	100.0	2.8	3.695
172	JP-F1004418	100.0	44.0	1.8	1.364	207	JP-F15010050	150.0	100.0	5.0	6.504
173	JP-F1004420	100.0	44.0	2.0	1.512	208	JP-F15015030	150.0	150.0	3.0	4.780
174	JP-F1004511	100.0	45.0	1.1	0.849	209	JP-GYSG0112	160.0	28.0	4.0	3.902
175	JP-F1005014	100.0	50.0	1.4	1.113	210	JP-F2005040	200.0	50.0	4.0	5.247

\*图中所有型材米重均为理论米重, 厚度为基材厚度, 因壁厚公差、包装方式等差异存在误差, 实际重量以过磅重量为准。

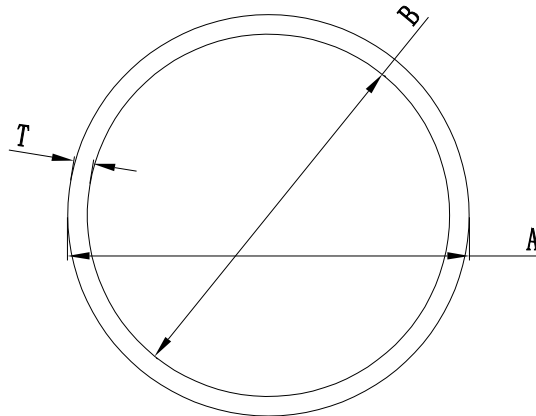


序号	产品型号	尺寸(mm)			线密度(kg/m)	序号	产品型号	尺寸(mm)			线密度(kg/m)
		A	B	T				A	B	T	
212	JP-F2008028	200.0	80.0	2.8	4.149	218	JP-F30010033	300.0	100.0	3.3	7.010
213	JP-F2008035	200.0	80.0	3.5	5.160	219					
214	JP-F20010028	200.0	100.0	2.8	4.451	220					
215	JP-F20010030	200.0	100.0	3.0	4.763	221					
216	JP-F20010040	200.0	100.0	4.0	6.331	222					
217	JP-F2506030	250.0	60.0	3.0	4.925	223					



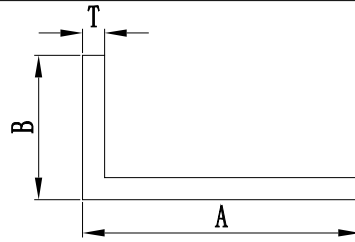
序号	产品型号	尺寸(mm)			线密度(kg/m)	序号	产品型号	尺寸(mm)			线密度(kg/m)
		A	B	T				A	B	T	
1	JP-YG08-1.4	8.00	5.20	1.40	0.079	31	JP-YG25.25-2.6	25.25	20.05	2.60	0.500
2	JP-YG10-1.0SG	10.00	8.00	1.00	0.076	32	JP-YG25.4-1.6	25.40	22.20	1.60	0.323
3	JP-YG12-1.0	12.00	10.00	1.00	0.093	33	JP-YG25.4-1.8	25.40	21.80	1.80	0.360
4	JP-YG13-1.0SG	13.00	11.00	1.00	0.102	34	JP-YG25.4-2.0	25.40	21.40	2.00	0.397
5	JP-YG13.5-1.8	13.50	10.00	1.750	0.174	35	JP-YG28.5-0.8	28.50	26.90	0.80	0.187
6	JP-YG14-1.8	14.00	10.40	1.80	0.186	36	JP-YG28.6-2.0	28.60	24.60	2.00	0.451
7	JP-YG14-1.5SG	14.00	11.00	1.50	0.159	37	JP-YG30-2.0	30.00	26.00	2.00	0.475
8	JP-YG15-1.0SG	15.00	13.00	1.00	0.119	38	JP-YG30-2.5	30.00	25.00	2.50	0.583
9	JP-YG16-1.8	16.00	12.40	1.80	0.217	39	JP-YG30-3.0	30.00	24.00	3.00	0.690
10	JP-YG16-0.8SG	16.00	14.40	0.80	0.103	40	JP-YG30-5.0	30.00	20.00	5.00	1.064
11	JP-YG18-08	17.80	16.20	0.80	0.115	41	JP-YG31.7-3.0	31.70	25.70	3.00	0.730
12	JP-YG18-1.5SG	18.00	15.00	1.50	0.210	42	JP-YG31.8-1.8	31.80	28.20	1.80	0.458
13	JP-YG19-1.0	19.00	17.00	1.00	0.153	43	JP-YG31.8-2.2	31.80	27.40	2.20	0.552
14	JP-YG19-1.4	19.00	16.20	1.40	0.209	44	JP-YG32-3.0	32.00	26.00	3.00	0.741
15	JP-YG19-1.6	19.00	15.80	1.60	0.236	45	JP-YG34.8-3.0	34.80	28.80	3.00	0.809
16	JP-YG19-1.8	19.00	15.40	1.80	0.263	46	JP-YG34.9-1.8	34.90	31.30	1.80	0.505
17	JP-YG19-4.0	19.00	11.00	4.00	0.509	47	JP-YG34.9-2.2	34.90	30.50	2.20	0.610
18	JP-YG20-1.0	20.00	18.00	1.00	0.162	48	JP-YG35-2.0	35.00	31.00	2.00	0.562
19	JP-YG20-1.5SG	20.00	17.00	1.50	0.235	49	JP-YG35-3.0	35.00	29.00	3.00	0.814
20	JP-YG20-2.0	20.00	16.00	2.00	0.306	50	JP-YG35-5.0	35.00	25.00	5.00	1.277
21	JP-YG20-3.5	20.00	13.00	3.50	0.490	51	JP-YG36.2-2	36.20	32.20	2.00	0.580
22	JP-YG22-1.5	22.00	19.00	1.50	0.261	52	JP-YG38-2.0	38.00	34.00	2.00	0.611
23	JP-YG22-2.0	22.00	18.00	2.00	0.341	53	JP-YG38.1-1.6	38.10	34.90	1.60	0.496
24	JP-YG22.1-2.4	22.10	17.30	2.40	0.401	54	JP-YG38.1-1.8	38.10	34.50	1.80	0.554
25	JP-YG22.2-1.4	22.20	19.40	1.40	0.247	55	JP-YG40-2.0	40.00	36.00	2.00	0.647
26	JP-YG22.2-1.6	22.20	19.00	1.60	0.280	56	JP-YG40-2.4	40.00	35.20	2.40	0.765
27	JP-YG22.2-1.8	22.20	18.60	1.80	0.312	57	JP-YG40-3.0	40.00	34.00	3.00	0.942
28	JP-YG25-1.5SG	25.00	22.00	1.50	0.299	58	JP-YG40-10.0	40.00	20.00	10.00	2.554
29	JP-YG25-2.0	25.00	21.00	2.00	0.392	59	JP-YG40.8-2.2	40.80	36.40	2.20	0.720
30	JP-YG25-3.0	25.00	19.00	3.00	0.562	60	JP-YG41-4.25SG	41.00	32.50	4.25	1.325

\*图中所有型材米重均为理论米重,厚度为基材厚度,因壁厚公差、包装方式等差异存在误差,实际重量以过磅重量为准。



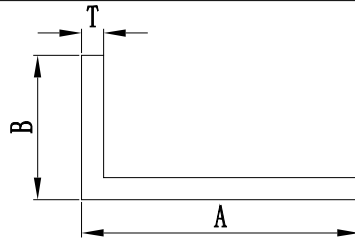
序号	产品型号	尺寸(mm)			线密度(kg/m)	序号	产品型号	尺寸(mm)			线密度(kg/m)
		A	B	T				A	B	T	
61	JP-YG43-4.6	43.00	33.80	4.60	1.498	91	JP-YG65-3.5	65.00	58.00	3.50	1.826
62	JP-YG44-1.4	44.00	41.20	1.40	0.506	92	JP-YG65-5.5SG	65.00	54.00	5.50	2.776
63	JP-YG48-1.4	48.00	45.20	1.40	0.553	93	JP-YG70-1.5	70.00	67.00	1.50	0.875
64	JP-YG48-2.5	48.00	43.00	2.50	0.965	94	JP-YG70-10	70.00	50.00	10.00	5.089
65	JP-YG48-3.0SG	48.00	42.00	3.00	1.145	95	JP-YG76.2-1.6	76.20	73.00	1.60	1.012
66	JP-YG48-4.0	48.00	40.00	4.00	1.498	96	JP-YG78.8-2.3	78.80	74.20	2.30	1.492
67	JP-YG48.3-4.0	48.30	40.30	4.00	1.503	97	JP-YG80-10.0	80.00	60.00	10.00	5.960
68	JP-YG50-1.5	50.00	47.00	1.50	0.619	98	JP-YG90-10.0	90.00	70.00	10.00	6.786
69	JP-YG50-2.5	50.00	45.00	2.50	1.007	99	JP-YG100-1.5	100.00	97.00	1.50	1.258
70	JP-YG50-3.0	50.00	44.00	3.00	1.200	100	JP-YG100-10.0	100.00	80.00	10.00	7.662
71	JP-YG50-3.5	50.00	43.00	3.50	1.380	101	JP-YG110-5.0	110.00	100.00	5.00	4.453
72	JP-YG50-5.0	50.00	40.00	5.00	1.916	102	JP-YG125-7.0	125.00	111.00	7.00	7.032
73	JP-YG50-10.0	50.00	30.00	10.00	3.405	103	JP-YG150-2.5	150.00	145.00	2.50	3.139
74	JP-YG50.5-2.5SG	50.50	45.50	2.50	1.018	104	JP-YG150-5.0	150.00	140.00	5.00	6.172
75	JP-YG50.8-1.4	50.80	48.00	1.40	0.587	105	JP-YG200-5.0	200.00	190.00	5.00	8.301
76	JP-YG50.8-1.6	50.80	47.60	1.60	0.668	106	JP-YG06	6.00	0.00	0.00	0.076(圆棒)
77	JP-YG50.8-1.8	50.80	47.20	1.80	0.748	107	JP-YG10	10.00	0.00	0.00	0.212(圆棒)
78	JP-YG50.8-2.5	50.80	45.80	2.50	1.024	108	JP-YG29	29.00	0.00	0.00	1.748(圆棒)
79	JP-YG53-2.0	53.00	49.00	2.00	0.854	109	JP-YG43SG	43.00	0.00	0.00	3.921(圆棒)
80	JP-YG55-1.5	55.00	52.00	1.50	0.681	110					
81	JP-YG57.3-3.0SG	57.30	51.30	3.00	1.382	111					
82	JP-YG58-1.6	58.00	54.80	1.60	0.765	112					
83	JP-YG60-2.5	60.00	55.00	2.50	1.224	113					
84	JP-YG60-3.0	60.00	54.00	3.00	1.456	114					
85	JP-YG60-3.5	60.00	53.00	3.50	1.788	115					
86	JP-YG60-4.0	60.00	52.00	4.00	1.900	116					
87	JP-YG60-4.1	60.00	51.80	4.10	1.944	117					
88	JP-YG60-5.0	60.00	50.00	5.00	2.341	118					
89	JP-YG63.5-3.0SG	63.50	57.50	3.00	1.540	119					
90	JP-YG65-2.0	65.00	61.00	2.00	1.069	120					

\*图中所有型材米重均为理论米重, 厚度为基材厚度, 因壁厚公差、包装方式等差异存在误差, 实际重量以过磅重量为准。



序号	产品型号	尺寸(mm)			线密度(kg/m)	序号	产品型号	尺寸(mm)			线密度(kg/m)
		A	B	T				A	B	T	
1	JP-JL201220	20.00	12.00	2.00	0.162	39	JP-JL452540	45.00	25.00	4.00	0.713
2	JP-JL201214	20.00	12.00	1.40	0.116	40	JP-JL453035	45.00	30.00	3.50	0.676
3	JP-JL201515	20.00	15.00	1.50	0.136	41	JP-JL453038	45.00	30.00	3.80	0.730
4	JP-JL201530	20.00	15.00	3.00	0.259	42	JP-JL501210SG	50.00	12.00	1.00	0.164
5	JP-JL202020	20.00	20.00	2.00	0.205	43	JP-JL502020	50.00	20.00	2.00	0.367
6	JP-JL202023	20.00	20.00	2.30	0.234	44	JP-JL502520	50.00	25.00	2.00	0.394
7	JP-JL221016A	22.20	9.50	1.60	0.131	45	JP-JL503020	50.00	30.00	2.00	0.421
8	JP-JL251520	25.00	15.00	2.00	0.205	46	JP-JL503040	50.00	30.00	4.00	0.824
9	JP-JL252516	25.00	25.00	1.60	0.210	47	JP-SJZXC16	50.00	45.00	4.00	0.983
10	JP-JL252520	25.00	25.00	2.00	0.259	48	JP-JL505020	50.00	50.00	2.00	0.531
11	JP-JL252530	25.00	25.00	3.00	0.382	49	JP-JL505030	50.00	50.00	3.00	0.789
12	JP-JL272025	27.00	20.00	2.50	0.300	50	JP-JL505050	50.00	50.00	5.00	1.287
13	JP-JL281520	28.00	15.00	2.00	0.222	51	JP-JL515132A	50.80	50.80	3.18	0.848
14	JP-JL282840	28.00	28.00	4.00	0.562	52	JP-JL515148A	50.80	50.80	4.76	1.249
15	JP-JL303012	30.00	30.00	1.20	0.191	53	JP-JL515164A	50.80	50.80	6.35	1.639
16	JP-JL301020	30.00	10.00	2.00	0.205	54	JP-JL602020	60.00	20.00	2.00	0.421
17	JP-JL302020	30.00	20.00	2.00	0.259	55	JP-JL602520	60.00	25.00	2.00	0.448
18	JP-JL302025	30.00	20.00	2.50	0.320	56	JP-JL603020	60.00	30.00	2.00	0.477
19	JP-JL302030	30.00	20.00	3.00	0.381	57	JP-JL604020	60.00	40.00	2.00	0.531
20	JP-JL302525	30.00	25.00	2.50	0.354	58	JP-JL606020	60.00	60.00	2.00	0.637
21	JP-JL302530	30.00	25.00	3.00	0.421	59	JP-JL606040	60.00	60.00	4.00	1.257
22	JP-JL303020	30.00	30.00	2.00	0.313	60	JP-JL606060	60.00	60.00	6.00	1.854
23	JP-JL303030	30.00	30.00	3.00	0.462	61	JP-JL703020	70.00	30.00	2.00	0.529
24	JP-JL303050	30.00	30.00	5.00	0.745	62	JP-JL704020	70.00	40.00	2.00	0.585
25	JP-SJZXC17	31.00	15.00	3.00	0.348	63	JP-JL755060	75.00	50.00	6.00	1.935
26	JP-JL351420	35.00	14.00	2.00	0.265	64	JP-JL784040	78.00	40.00	4.00	1.231
27	JP-JL353520	35.00	35.00	2.00	0.368	65	JP-JL802020	80.00	20.00	2.00	0.531
28	JP-JL382825A	38.00	28.50	2.50	0.432	66	JP-JL802520	80.00	25.00	2.00	0.556
29	JP-JL383825	38.00	38.00	2.50	0.496	67	JP-JL808080	80.00	80.00	8.00	3.295
30	JP-JL383832A	38.10	38.10	3.18	0.629	68	JP-JL1002520	100.00	25.00	2.00	0.664
31	JP-JL401520	40.00	15.00	2.00	0.286	69	JP-JL1005050	100.00	50.00	5.00	1.957
32	JP-JL402020	40.00	20.00	2.00	0.313	70	JP-JL1005060	100.00	50.00	6.00	2.333
33	JP-JL402330	40.00	23.00	3.00	0.486	71	JP-JL1005080	100.00	50.00	8.00	3.079
34	JP-JL402520	40.00	25.00	2.00	0.341	72	JP-JL1006560	100.00	65.00	6.00	2.576
35	JP-JL404030	40.00	40.00	3.00	0.624	73	JP-JL1006580	100.00	65.00	8.00	3.404
36	JP-JL404040	40.00	40.00	4.00	0.821	74	JP-JL100100100	100.00	100.00	10.00	5.149
37	JP-JL404020	40.00	40.00	2.00	0.421	75	JP-JL1025164A	101.60	50.80	6.35	2.513
38	JP-JL451720	45.00	17.00	2.00	0.324	76	JP-JL10210295A	101.60	101.60	9.53	5.002

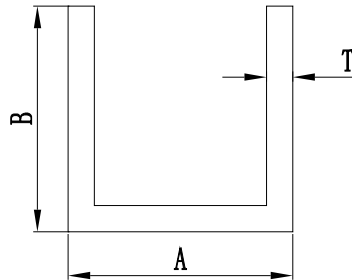
\*图中所有型材米重均为理论米重, 厚度为基材厚度, 因壁厚公差、包装方式等差异存在误差, 实际重量以过磅重量为准。



序号	产品型号	尺寸(mm)			线密度(kg/m)	序号	产品型号	尺寸(mm)			线密度(kg/m)
		A	B	T				A	B	T	
77	JP-GYTB61	104.00	35.00	3.50	1.285	84					
78	JP-JL1103020	110.00	30.00	2.00	0.745	85					
79	JP-SJZXC12	110.00	110.00	7.00	4.026	86					
80	JP-JL1306580	130.00	65.00	8.00	4.054	87					
81	JP-JL1505040	150.00	50.00	4.00	2.117	88					
82	JP-JL1507580	150.00	75.00	8.00	4.687	89					
83	JP-JL200100100	200.00	100.00	10.00	7.859	90					

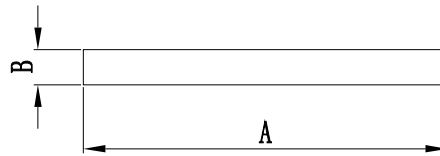
\*图中所有型材米重均为理论米重, 厚度为基材厚度, 因壁厚公差、包装方式等差异存在误差, 实际重量以过磅重量为准。





序号	产品型号	尺寸(mm)			线密度(kg/m)	序号	产品型号	尺寸(mm)			线密度(kg/m)
		A	B	T				A	B	T	
1	JP-U110810	8.00	10.50	1.00	0.072	33	JP-U302730	26.60	30.00	3.00	0.644
2	JP-U081215A	8.00	12.20	1.5/1.8	0.123	34	JP-U273530	26.80	35.00	3.00	0.727
3	JP-U150810	8.00	15.00	1.00	0.097	35	JP-U282212	28.00	22.00	1.20	0.236
4	JP-U091006A	9.50	10.00	0.60	0.046	36	JP-U292825	28.50	28.00	2.50	0.537
5	JP-U101007	10.00	10.00	0.70	0.054	37	JP-U303030	30.00	30.00	3.00	0.683
6	JP-U121209	12.00	12.00	0.90	0.083	38	JP-U324040	32.40	40.00	4.00	1.131
7	JP-U301325	12.90	30.00	2.50	0.456	39	JP-GY2016-002	33.00	28.00	1.00	0.228
8	JP-U131510	13.00	15.00	1.00	0.111	40	JP-U343030	34.00	30.00	3.00	0.707
9	JP-U152520	14.50	25.00	2.00	0.322	41	JP-U352520	35.00	25.00	2.00	0.439
10	JP-GRP55P12	14.80	25.00	2.00	0.329	42	JP-U353520	35.00	35.00	2.00	0.547
11	JP-GRJ55B13A	14.80	25.00	2.40	0.377	43	JP-SJZXC13	36.00	60.00	5.00	1.971
12	JP-U151510	15.00	15.00	1.00	0.116	44	JP-U373240	37.00	32.00	2.5/4.0	0.884
13	JP-U301525	15.00	30.00	2.5/3.0	0.475	45	JP-U403020	40.00	30.00	2.00	0.520
14	JP-U401535	15.00	40.00	3.5/5.0	0.853	46	JP-U404040	40.00	40.00	4.00	1.214
15	JP-U251630	16.00	25.00	3.00	0.475	47	JP-U435030	43.00	50.00	3.00	1.102
16	JP-U401635	16.00	40.00	3.5/5.0	0.867	48	JP-U503030	50.00	30.00	3.00	0.846
17	JP-GRP55C13	16.90	35.00	3.00	0.647	49	JP-U554040	55.50	40.00	4.00	1.322
18	JP-U301825	17.80	30.00	2.5/3.0	0.498	50	JP-U603040	60.00	30.00	4.00	1.214
19	JP-GY2018-101	20.00	13.00	2.00	0.226	51	JP-U406030	60.00	40.00	3.00	1.085
20	JP-U202020SG	20.00	20.00	2.00	0.302	52	JP-U605020	60.00	50.00	2.00	0.842
21	JP-U302020SG	20.00	30.00	2.00	0.410	53	JP-U386640	66.50	38.00	4.00	1.452
22	JP-U204020	20.00	40.00	2.00	0.520	54	JP-U683030	68.30	30.00	3.00	0.978
23	JP-U203030	20.40	30.00	3.00	0.594	55	JP-U691515	69.00	15.00	1.50	0.389
24	JP-U213530	20.70	35.00	3.00	0.663	56	JP-U754040/50	75.00	40.00	4.0/5.0	1.788
25	JP-U211206	21.00	12.00	0.60	0.071	57	JP-U762512	76.00	25.00	1.20	0.401
26	JP-U223530	21.80	35.00	3.00	0.686	58	JP-U763560A	76.00	35.10	6.00	2.192
27	JP-U223530A	22.40	35.00	3.00	0.691	59	JP-U765164A	76.20	50.80	6.35	2.841
28	JP-U231010	23.00	10.00	1.00	0.110	60	JP-U804050	80.00	40.00	5.00	2.042
29	JP-U241007	24.70	9.80	0.70	0.081	61	JP-U805050	80.00	50.00	5.00	2.304
30	JP-U102510	25.00	10.00	1.00	0.116	62	JP-U6410064	100.00	64.00	6.40	3.718
31	JP-U252522	25.00	25.00	2.20	0.419	63	JP-U1252015	125.00	20.00	1.50	0.656
32	JP-U254030	25.00	40.00	3.00	0.805	64	JP-U1562820	156.00	28.00	2.00	1.127

\*图中所有型材米重均为理论米重, 厚度为基材厚度, 因壁厚公差、包装方式等差异存在误差, 实际重量以过磅重量为准。



序号	产品型号	尺寸 (mm)		线密度 (kg/m)	序号	产品型号	尺寸 (mm)		线密度 (kg/m)
		A	B				A	B	
1	JP-LT1330	13.00	3.00	0.105	37	JP-LT5138A	50.80	38.10	5.245
2	JP-LT1305	13.00	4.80	0.168	38	JP-LT6030	60.00	3.00	0.488
3	JP-LT1520	15.00	2.00	0.081	39	JP-LT60100	60.00	10.00	1.626
4	JP-LT1550	15.00	5.00	0.203	40	JP-LT60250	60.00	25.00	4.065
5	JP-LT15100	15.00	10.00	0.407	41	JP-LT60300	60.00	30.00	4.878
6	JP-LT2012	20.00	1.20	0.065	42	JP-LT60400	60.00	40.00	6.504
7	JP-LT2018	20.00	1.80	0.098	43	JP-LT7010	70.00	1.00	0.189
8	JP-LT2020	20.00	2.00	0.108	44	JP-LT8080	80.00	8.00	1.734
9	JP-LT2030	20.00	3.00	0.162	45	JP-LT80150	80.00	15.00	3.252
10	JP-LT2040	20.00	4.00	0.217	46	JP-LT80300	80.00	30.00	6.504
11	JP-LT2050	20.00	5.00	0.271	47	JP-LT80400	80.00	40.00	8.672
12	JP-LT2520	25.00	2.00	0.136	48	JP-LT8816	88.00	1.60	0.382
13	JP-GT25	25.00	3.50	0.236	49	JP-LT9818	98.00	1.80	0.476
14	JP-LT2550	25.00	5.00	0.339	50	JP-LT10030	100.00	3.00	0.810
15	JP-YQ1019	27.00	5.00	0.365	51	JP-LT10050	100.00	5.00	1.350
16	JP-LT2840	28.00	4.00	0.302	52	JP-LT10060	100.00	6.00	1.620
17	JP-LT3015	30.00	1.50	0.122	53	JP-LT10065	100.00	6.50	1.755
18	JP-LT3050	30.00	5.00	0.405	54	JP-LT10080	100.00	8.00	2.168
19	JP-YQ1020	30.00	10.00	0.810	55	JP-LT100100	100.00	10.00	2.700
20	JP-LT30150	30.00	15.00	1.220	56	JP-LT100200	100.00	20.00	5.400
21	JP-YQ1018	30.50	8.00	0.657	57	JP-LT100250	100.00	25.00	6.750
22	JP-LT3620	36.00	2.00	0.195	58	JP-LT10216A	101.60	1.60	0.441
23	JP-LT4020	40.00	2.00	0.216	59	JP-LT10520	105.00	2.00	0.567
24	JP-LT4030	40.00	3.00	0.325	60	JP-LT11570	115.00	7.00	2.174
25	JP-LT4050	40.00	5.00	0.542	61	JP-XS022	115.00	7.00	2.174
26	JP-MQ4014	40.00	6.30	0.680	62	JP-LT115150	115.00	15.00	4.656
27	JP-LT40100	40.00	10.00	1.084	63	JP-LT12080	120.00	8.00	2.592
28	JP-LT40150	40.00	15.00	1.620	64	JP-LT13065	130.00	6.50	2.282
29	JP-LT4450	44.00	5.00	0.596	65	JP-GYTB60	150.00	4.00	1.626
30	JP-LT4416A	44.45	15.88	1.913	66	JP-LT150150	150.00	15.00	6.098
31	JP-LT5020	50.00	2.00	0.270	67	JP-LT15225A	152.40	25.40	10.490
32	JP-LT5030	50.00	3.00	0.407	68	JP-LT172160	172.00	16.00	7.457
33	JP-LT5080	50.00	8.00	1.084	69	JP-LT200120	200.00	12.00	6.502
34	JP-LT50120	50.00	12.00	1.620	70	JP-LT200200	200.00	20.00	10.840
35	JP-LT50200	50.00	20.00	2.710	71				
36	JP-LT50250	50.00	25.00	3.338	72				

\*图中所有型材米重均为理论米重, 厚度为基材厚度, 因壁厚公差、包装方式等差异存在误差, 实际重量以过磅重量为准。